



473 Rosedale Road Rosedale SA

4 1 9

A vision, coupled with time and energy sets the scene for this beautifully located lifestyle block, boasting magnificent views and rural living, just 15 minutes to Gawler and 10 mins to the Sturt Highway.

Price : \$ 500,000
Land Size : 6.93 ha
View : <https://www.timmorris.com.au/6001926>

Set in the very closed community of Rosedale (population 337) is this multi zoned property of 17 acres. With bitumen access from Rosedale Rd and an elevated northern landscape overlooking Turretfield and rolling hills; 473 Rosedale road is a lifestyle investors dream.

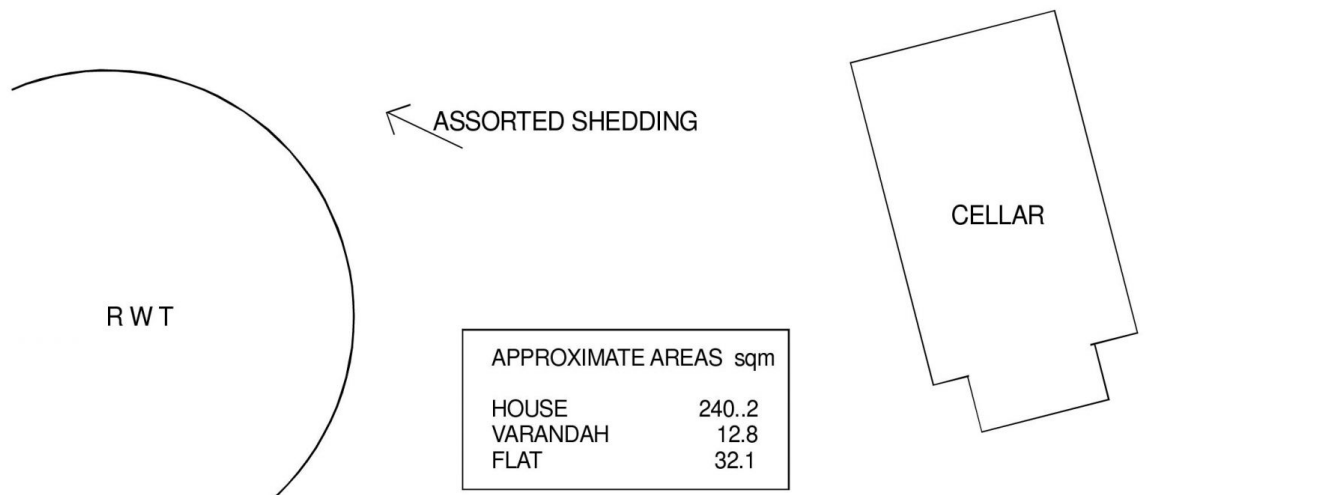


Jane Willson
08 7225 2525

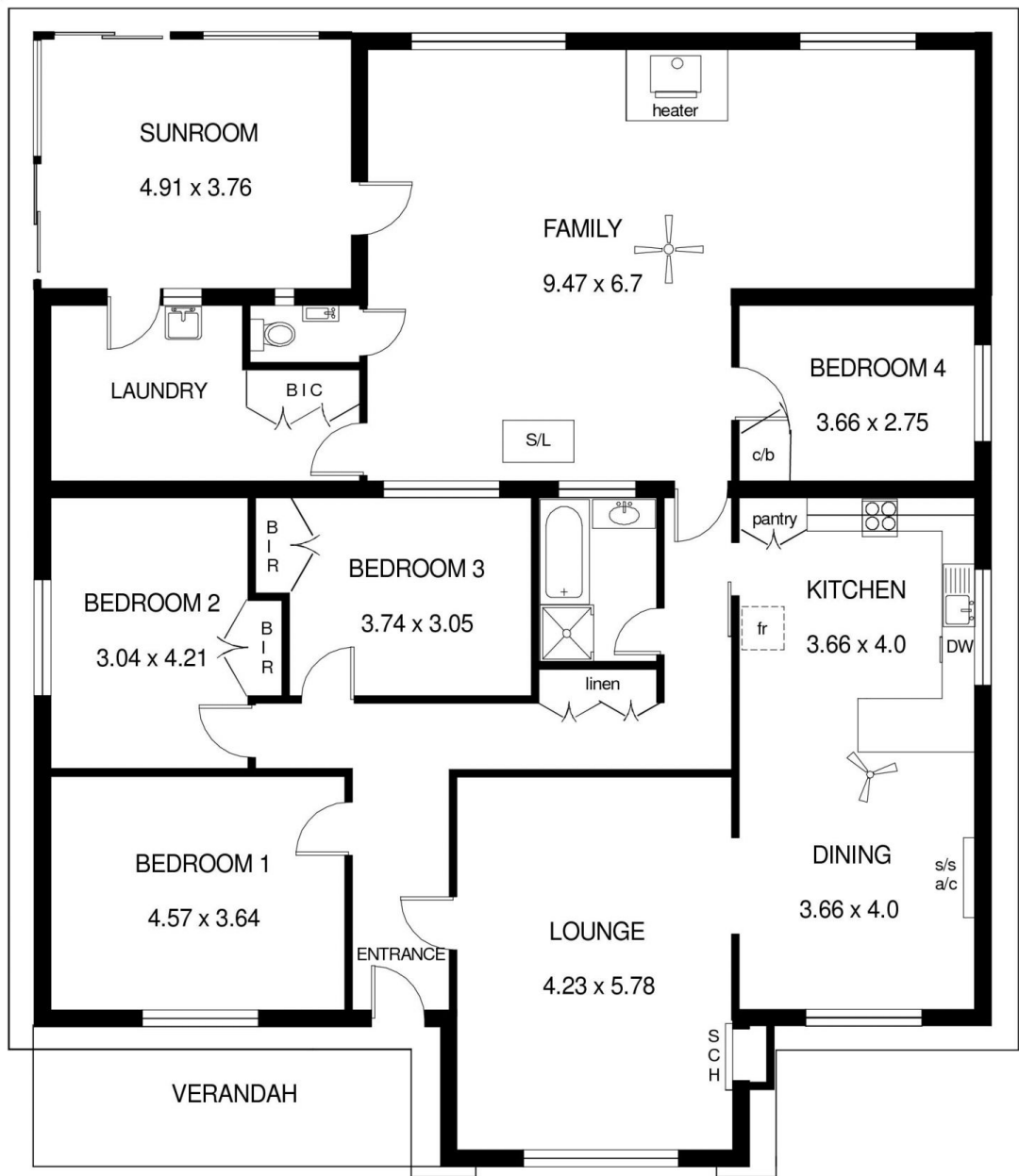
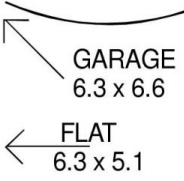
An exciting attraction to this property is the dual zoning of township living and primary production, potentially (STCC) presenting opportunity for subdivision.

In need of repair and restoration, the home is a rambling

473 ROSEDALE ROAD, ROSEDALE



APPROXIMATE AREAS sqm	
HOUSE	240.2
VARANDAH	12.8
FLAT	32.1



While every care is taken with this plan, it is for illustration purposes only and all measurements should be verified

© 2019 P Leadbeater Plans & Sketches Gawler 0438 461 755
 Email plansandsketches@internode.on.net